

Lacy Mitcham

Student Portfolio

Collaborative Project

Designs were submitted by all students. The students discussed and determined a plan for a collaborative inflatable outdoor sculpture and worked together as a team to complete the piece. The students considered the art as an interactive piece for people passing through campus.

Intro to Sculpture





Hard and Soft

The students considered the relationship between hard and soft materials by articulating hard objects as soft, vice versa, or a combination of the two elements.

Special Topics Sculpture: Art and the Body
Intermediate and advanced students.







Public Site-Specific Project

Students submitted proposals for individual site-specific public sculptures for Wonder Cowork Create and the surrounding block, and received a grant for a reception through Downtown Art Commission.

Special Topics Sculpture: Art and the Body
Intermediate and advanced students.







Relating to the Body Cardboard Project

Students were assigned to create a life size or wearable self portrait from cardboard.

The self portrait tells something about the artist.

Wearable self portraits were made as part of a performance and documented by video.

3D Design



Wearable self portrait performance, cardboard object.

<https://youtu.be/XewsJA2o15k>






Wearable self portrait performance, video still.



Wearable self portrait performance, video still.

<https://youtu.be/1QUyQSLRJ8Q>





Wearable self portrait performance, video still.

https://youtu.be/_-T0B76rXXs

6 Cuts Wood Project

Students laminated a block of wood, made six cuts on the band saw and made a sculpture from the pieces.

3D Design







A Sculpture that Holds the Body

Students used inspiration from body art to make a sculpture with soft elements that interact with the body.

Photographs are stills from the interactions.


Sculpture 1



Steel armature, found fabric.



Plastic-filled sewn fabric, could interact with 12 (class size) people at once.



The artist made “light paintings” using a long exposure while other artists moved, wearing the suit she made of mesh and lights.

Casting Multiples Project

Students cast found objects to use as material for sculptures.
Artists chose from plaster, wax, soap, and resin.

Sculpture 1









Baldessari's Instructions

Each student was assigned a different assignment based on one of John Baldessari's list of conceptual instructions.

Special Topics Sculpture: Art and the Body







Found Object/Material Animal

The students used found objects and unaltered found materials to make the form of an animal that means something to them.

Sculpture I and Foundations II







